



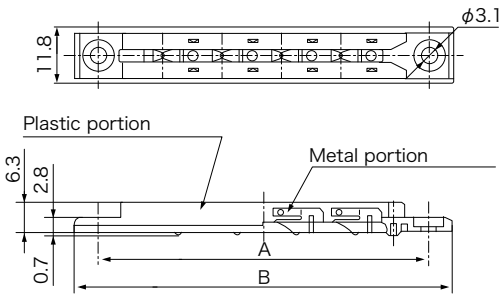
Grounding function added to the PC board guide rail

Feature

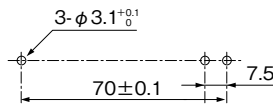
- Contact fingers of the guide sandwiches the PC board so that grounding is achieved from either top or bottom face.
- Spherical profile of the contact area prevents any damage to the PC board pattern.
- Assemble using M3 screws or nylon rivets.

Material

- Plastic portion / Polycarbonate (Black / UL94V-2)
- Metal portion / Phosphor bronze (Sn plating)



Installation specifications



Unit: mm

Part No.	A	B
FGR-80WSP	70	80

FG MESH/FGM



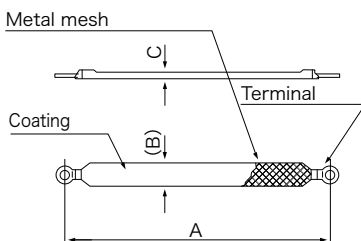
Metal mesh employed EMC grounding material

Feature

- Excellent flexible structure comprises metal wires braided into a cylinder mesh, coated with insulator.
- Large surface area of conductive mesh provides excellent impedance characteristics in the high frequency range.

Material

- Mesh / Tinned copper wire
- Terminal / Round terminal
- Coating / Heat shrink tube (black)



M3 screw assembly type

Unit: mm

Part No.	A	(B)	C
FGM-50-M3	50	8.5	2.5
FGM-100-M3	100		
FGM-150-M3	150		
FGM-200-M3	200		

M4 screw assembly type

Unit: mm

Part No.	A	(B)	C
FGM-50-M4	50	8.5	2.5
FGM-100-M4	100		
FGM-150-M4	150		
FGM-200-M4	200		

Please contact our sales department for sizes outside of those specified.